

sleep



Estructura Structure Structure

Madera maciza y tablero DM.
Cinchado elástico de alta resistencia.

Solid wood and DM board.
Springing in high resistance elastic belts.

Bois massif et panneaux de DM.
Sangles élastiques de haute résistance.

Pies Foot Pieds

Ocultos.
Distancia del suelo 4 cm.

Hidden feet.
Distance from floor 4 cm.

Pieds cachés.
Distance du sol 4 cm.

Mecanismo Mechanism Mécanism

Estructura de acero laminado en frío al carbono con tubo de 30 mm de diámetro y sección de 1,5 mm, malla electrosoldada. Recubrimiento de pintura epoxi y cinchas elásticas cruzadas.

Laminated in cold carbon steel structure with 30 mm diameter tube and 1,5 mm section, electro-welded mesh. It has an epoxy finishing and crossed webbing straps.

Structure de fil d'aciermécano soudé avec un tube de diamètre 30 mm et section 1,5 mm, treillis électrosoudé. Recouvert avec peinture époxy et sangles élastiquées croisées.

Tapizado Upholstery Revêtement

Disponible en piel y tela.

Available in leather and fabric.

Disponible en cuir et tissu.

Colchón y funda Mattress and cover Matelas et housse

Espesor 11 cm.
140x190/160x190 cm.
Funda 100% polyester,
desenfundable, anti-bacterias,
antiácaros e hipoalergénico.

Thickness 11 cm.
140x190/160x190 cm.
Cover: 100% polyester, removable,
treaty anti-bacteria and
hypoallergenic.

Épais 11 cm.
140x190/160x190 cm.
Housse de matelas 100% polyester
avec traitée anti-bactérien et
antimoisissures.

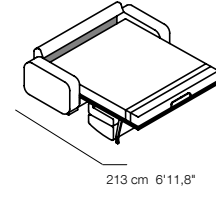
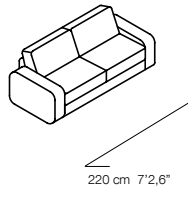
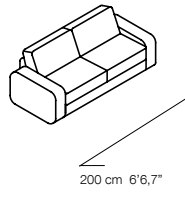
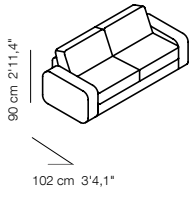
Características y opciones Features and options Caractéristiques et options

Sofá cama.

Sofa bed.

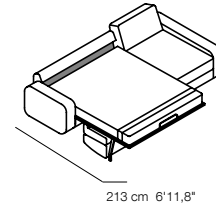
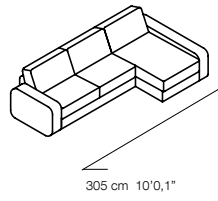
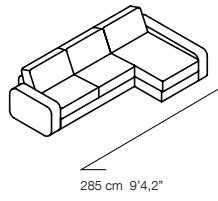
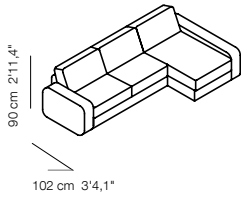
Canapé lit.

sleep



**Sofá-cama
somier 140x190_**
Ref. 95430

**Sofá-cama
somier 160x190_**
Ref. 95440



**Sofá-cama + CH
somier 140x190_**
Ref. BD 95493
Ref. BI 95492

**Sofá-cama + CH
somier 160x190_**
Ref. BD 95495
Ref. BI 95494